

# FY2010 Management Plan Q3 Review

February 2011  
Hideo Sakura, CFO  
Furukawa Electric

(yen in billions)

Operating Income **X2.7** (yr/yr) 09Q3 10Q3  
9.7⇒26.6

Transmission Infrastructure 10.0⇒ 8.1

demand for emerging grew, but domestic decreased

Functional materials -2.0⇒ 17.0

demand for electronics & automotives recovered

Services, others 1.7 ⇒ 1.5

## FY2010 Forecast Unchanged

Revenue 920.0      Operating Income 36.0

Ordinary Profit 32.0      Net Profit 12.5

# FY10Q3(Apl.-Dec.2010)PL / OI expanded FURUKAWA ELECTRIC

(yen in billions)

	a	b	b-a
	Apl.-Dec.09	Apl.-Dec.10	change
<b>Revenue</b>	581.3	<b>686.7</b>	<b>+18%</b>
<b>Operating Income</b>	9.7	<b>26.6</b>	<b>+174%</b>
equity method	2.7	0.8	-2.0
FX	+0.4	-0.8	-1.2
<b>Ordinary Profit</b>	9.6	<b>23.4</b>	<b>+143%</b>
minority shareholders	2.7	-4.0	-6.7
<b>Net Profit</b>	10.5	<b>11.2</b>	<b>+6%</b>

# FY10Q3(31.Dec.2010)BS / ROA improved FURUKAWA ELECTRIC

(yen in billions)

	a	b	b-a
	31.Mar.10	31.Dec.10	change
Total assets	835.8	857.5	+3%
Capital ratio	19.6%	19.5%	-0.1
Debt	362.1	370.7	+2%
DE ratio	2.22	2.22	±0
Turnover	0.97	*1.07	+0.1
ROA (OI basis)	2.4%	*4.1%	+1.7

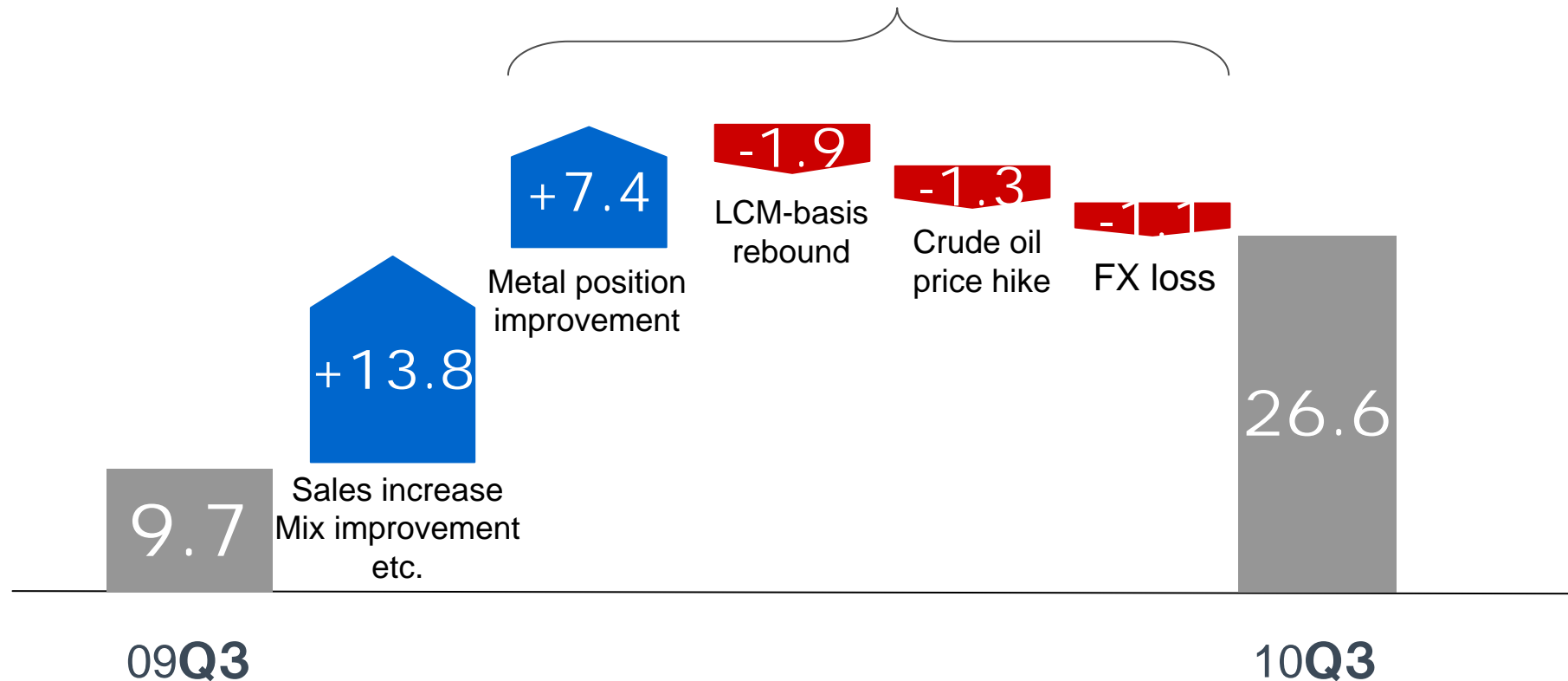
\*at annual rate

# FY10Q3(Apl.-Dec.2010)OI Analysis

FURUKAWA ELECTRIC

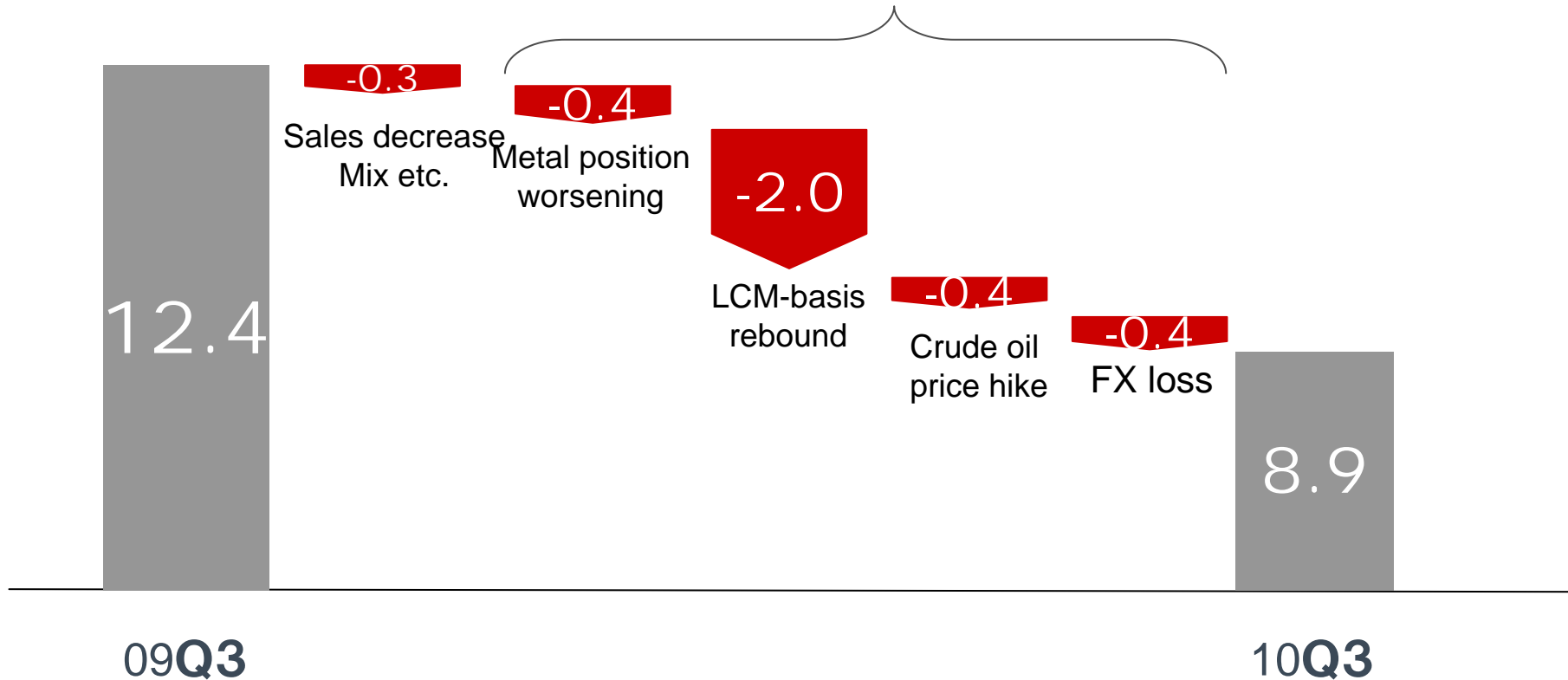
(yen in billions)

+16.9 improved yr/yr including extra factor of +3.1



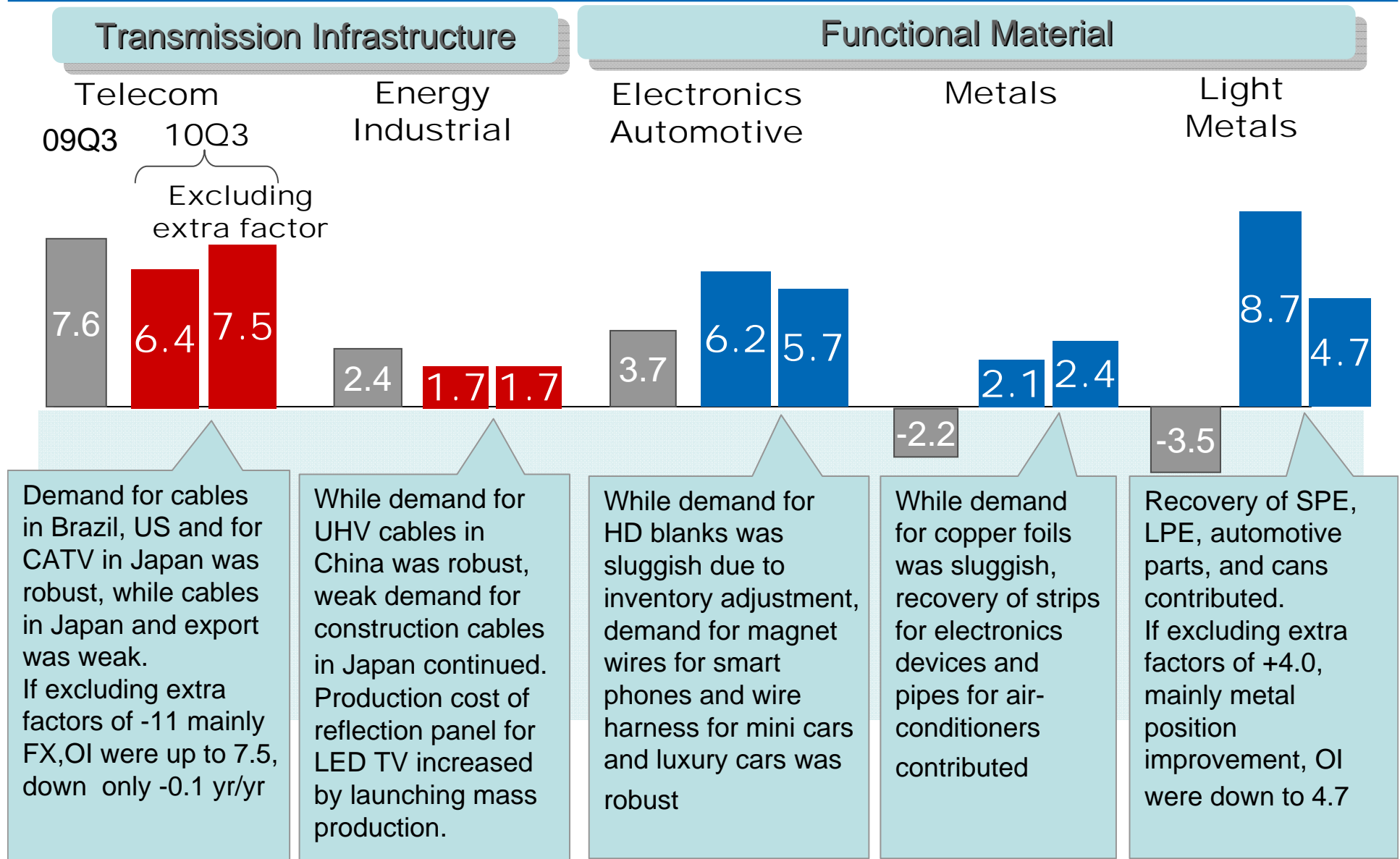
(yen in billions)

## Almost Flat yr/yr excluding extra factor of -32



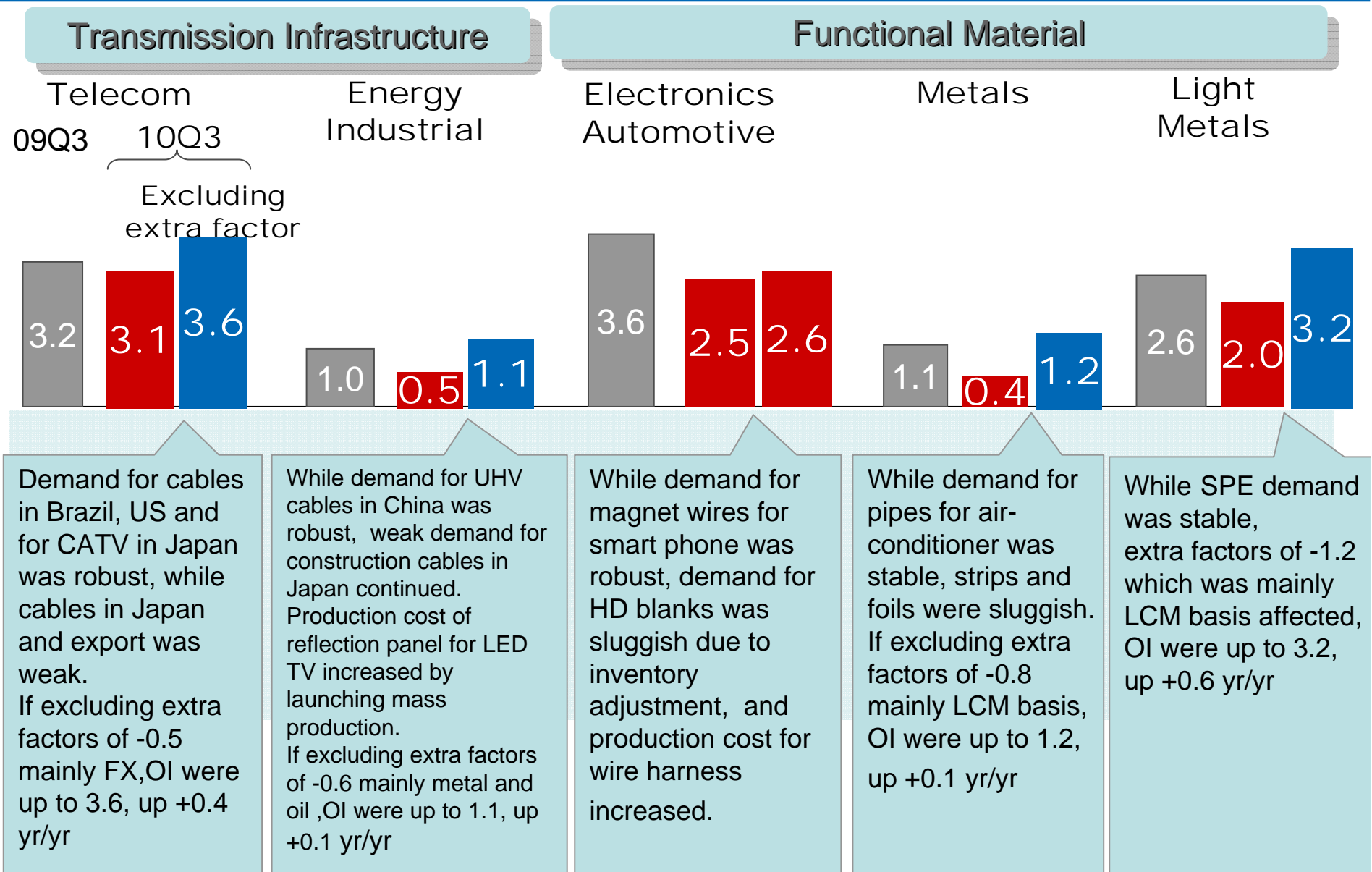
# FY10Q3(Apl.-Dec.2010)OI by Segment

**FURUKAWA ELECTRIC**  
(yen in billions)



# Q3(Oct.-Dec.2010)OI by Segment

FURUKAWA ELECTRIC  
(yen in billions)






# Functional Materials

Unit sales basis  
08H1 = 100

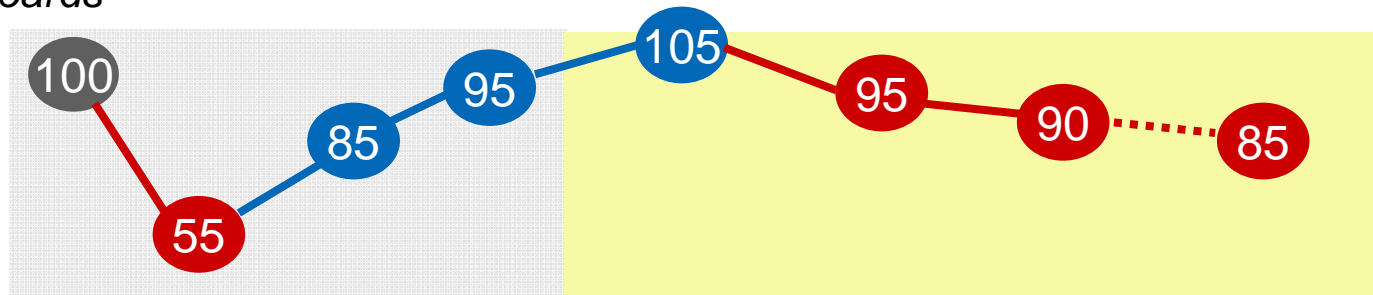
08H1	H2	09H1	H2	10Q1	10Q2	10Q3	10Q4e
------	----	------	----	------	------	------	-------

## Copper Foil



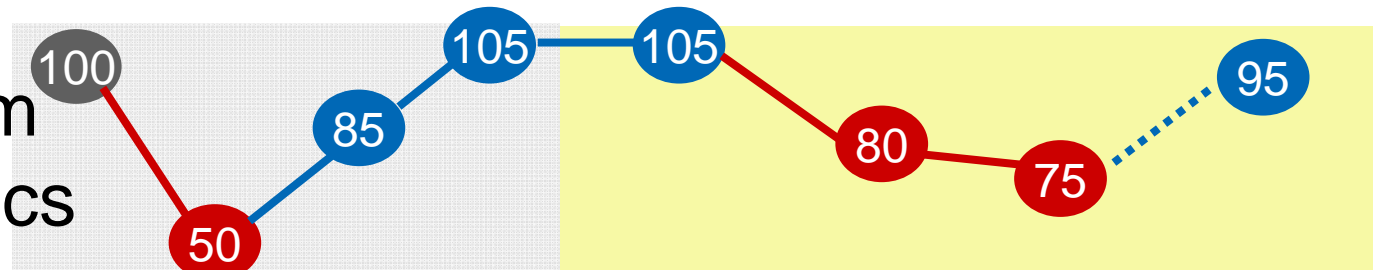
*For Li batteries,  
printed circuit boards*

## Semicon process tapes



*For wafer dicing  
processes*

## Aluminum blank discs



*For hard disk drives*


# Traditional Processing

Unit sales basis  
08H1 = 100

08H1 H2 09H1 H2 10Q1 10Q2 10Q3 10Q4e

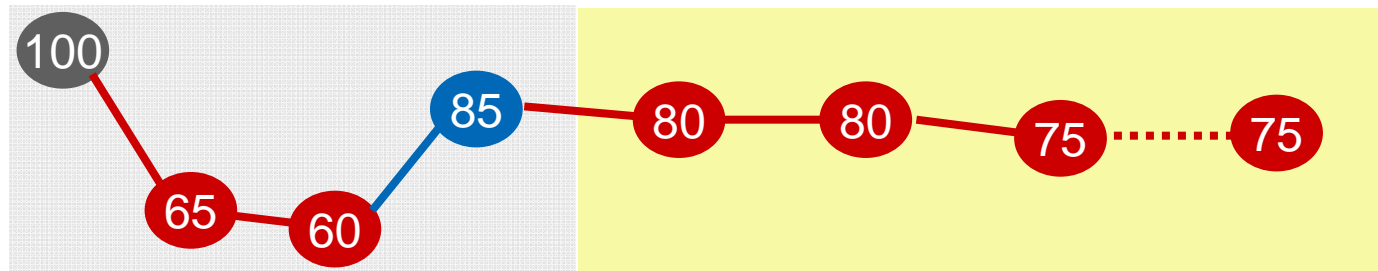
## Copper wire

*For power cables*



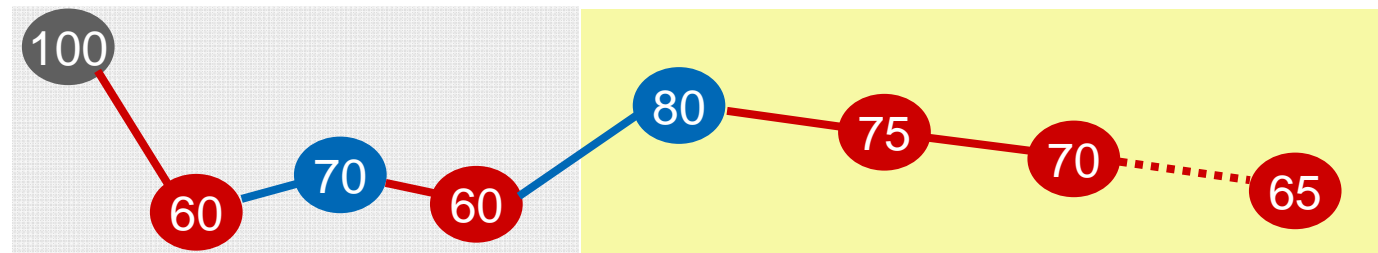
## Copper strips

*For leadframes, connectors*



## Copper pipes

*For air conditioners*



# Measures for FY2012 Medium term plan

FURUKAWA ELECTRIC

## ● Global expansion of transmission infrastructure business

<Telecommunications>

Preform JV agreement with Hen Tong China (Starting at the end of 2011)

<Energy>

Industrial Cable JV agreement with Huatong China (Started in Nov.2010)

## ● Strengthening the position of functional material

<Industrial products> Started mass production of MCPET for LED TV (FY2010 Q3-)

<Elec/Auto systems> Started mass production of HD blanks (FY2010 Q3-)

<Metals> **Tripling production capacity of copper foils for EV and HEV (FY2011-12 gradually)**

## ● Tightening in traditional business

<Elec/Auto systems> Integrated magnet wire production into two (Oct.2010-)

<Metals> Reforming domestic production of copper pipe  
(until the end of FY2011)

<Metals> Started copper strips JV in China (until the end of Dec.2010)

Thank you for your attention.



## Forward-Looking Statements

Projections of future sales and earnings in these materials are “forward-looking statements.” Management offers these projections in good faith and on the basis of information presently available. Information in these statements reflects assumptions about such variables as economic trends and currency exchange rates.

Forward-looking statements incorporate known and unknown risks as well as other uncertainties that include, but are not limited to, the following items.

- Economic trends in the U.S., Europe, Japan and elsewhere in Asia, particularly with regard to consumer spending and corporate capital expenditures.
- Changes in exchange rates of the U.S. dollar, euro, and Asian currencies.
- The Furukawa Electric Group’s ability to respond to rapid advances in technology.
- Changes in assumptions involving financial and managerial matters and the operating environment.
- Current and future trade restrictions and related matters at foreign countries.
- Changes in the market value of securities held by the Furukawa Electric Group.

Due to the above factors, actual sales, earnings, and other operating results may differ significantly from the figures in the plans contained in these materials. In addition, following the release of these materials, the Furukawa Electric Group assumes no obligation to publicly announce any revisions to forward-looking statements in these materials.

## Copyrights

Furukawa Electric Co., Ltd. retains copyrights and other rights involving these materials. Copying and otherwise reusing these materials in any way without prior consent is prohibited.