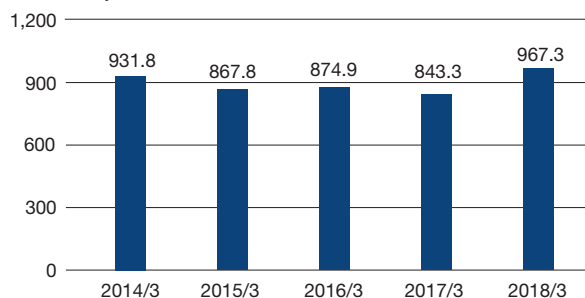


Financial and Non-financial Highlights

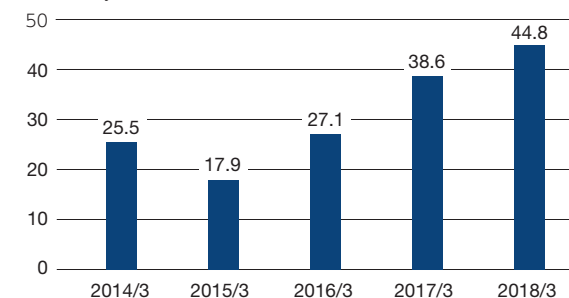
Net sales

(Billions of yen)



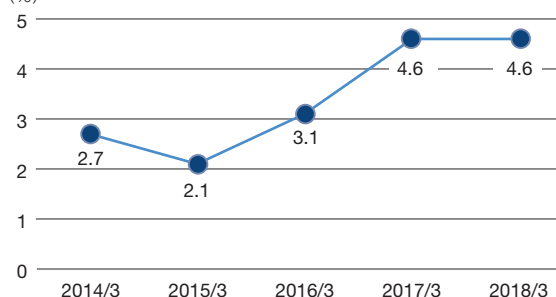
Operating income

(Billions of yen)



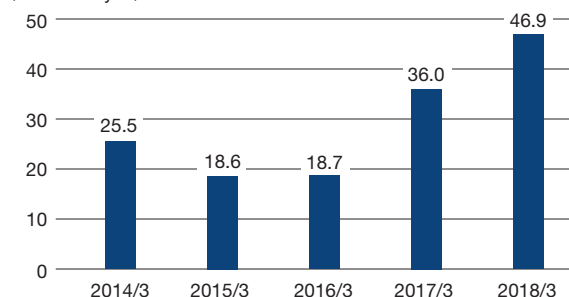
Operating income (Ratio to net sales)

(%)



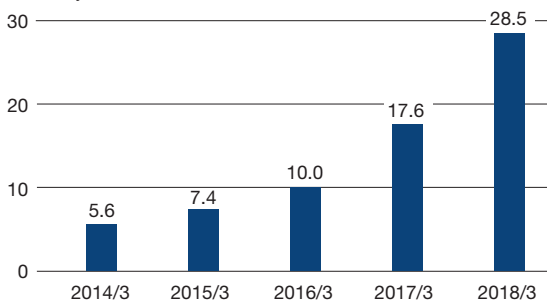
Ordinary income

(Billions of yen)



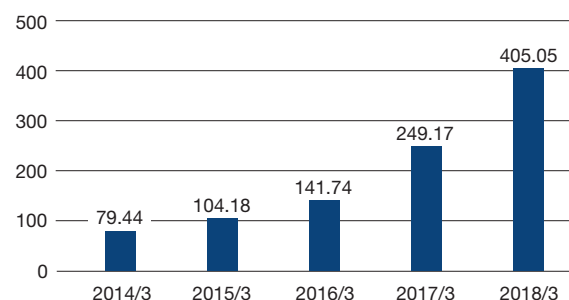
Net income attributable to owners of the parent company

(Billions of yen)



Net income per common share

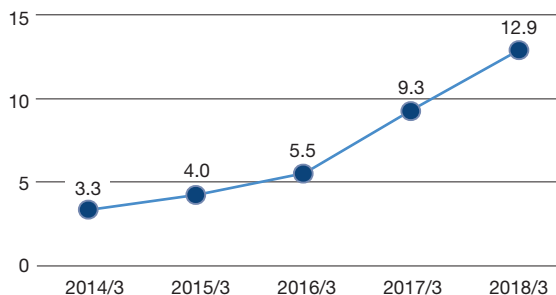
(Yen)



We changed the number of shares in a unit of the company's ordinary shares from the current 1,000 shares to 100 shares with an effective date of October 1, 2016. Assuming that similar stock consolidation took place, we have calculated figures before the fiscal year ended March 2016.

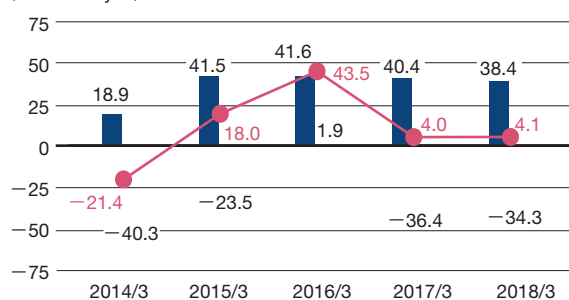
Return on equity

(%)



Cash flows

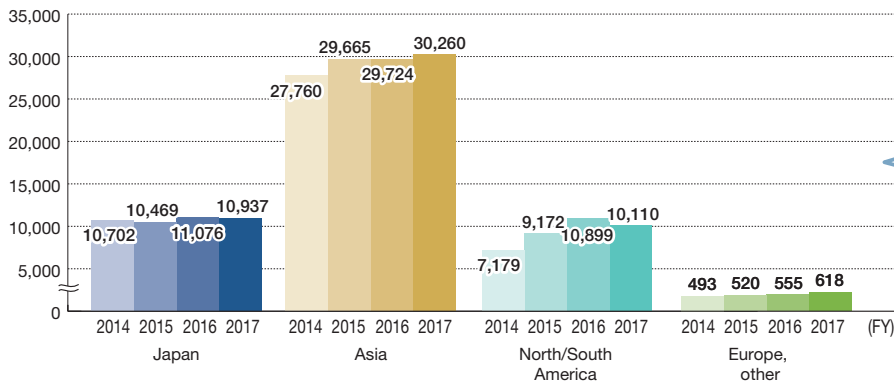
(Billions of yen)



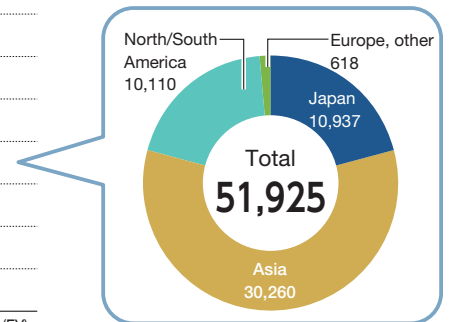
■ Cash flows from operating activities
■ Cash flows from investment activities
● Free cash flows

Number of Group employees by region (Consolidated)

(Number of employees)

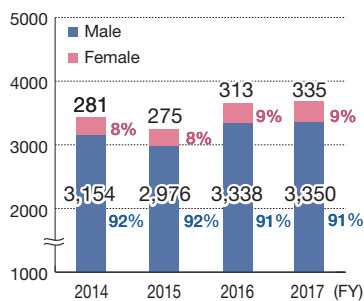


As of March 31, 2018



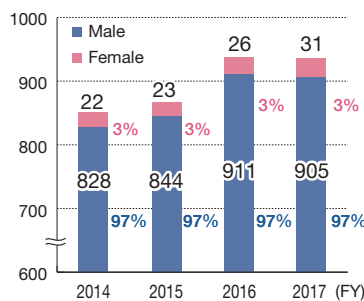
Gender ratio of employees (Furukawa Electric)

(Number of employees)



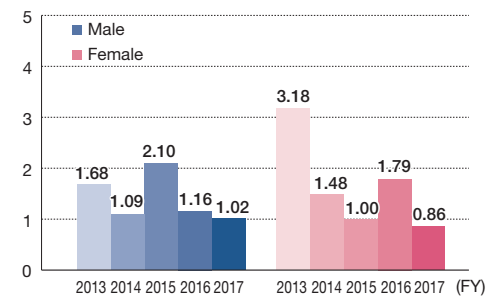
Gender ratio of managers (Furukawa Electric)

(Number of managers)



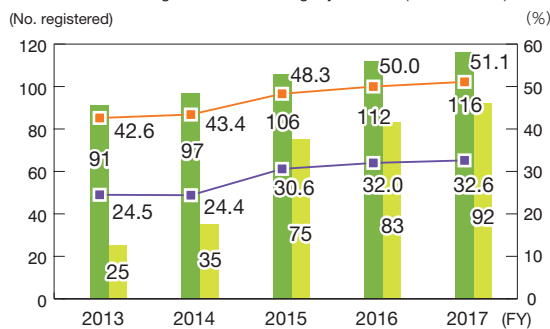
Employee turnover rate by gender (Furukawa Electric)

(%)



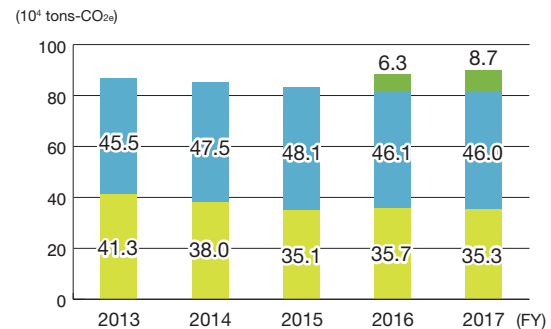
Environmentally friendly products as a percentage of sales

- Cumulative number of registered items (Furukawa Electric)
- Cumulative number of registered items (Consolidated)
- Percentage of sales on a single-year basis (Furukawa Electric)
- Percentage of sales on a single-year basis (Consolidated)



Climate change measures

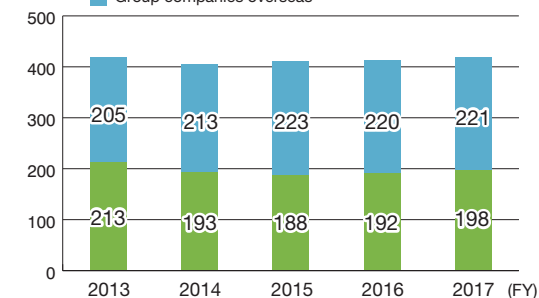
- CO₂ (Furukawa Electric & Group companies in Japan)
- CO₂ (Group companies overseas)
- SF₆ (Furukawa Electric)



(note) For the overseas CO₂ emission coefficient, the coefficient for each country according to the IEA (International Energy Agency) is used for purchased electricity, while the Japanese emission coefficient is used otherwise. Emissions of greenhouse gases other than CO₂ are converted to CO₂ equivalent emissions using Global Warming Potential (GWP).

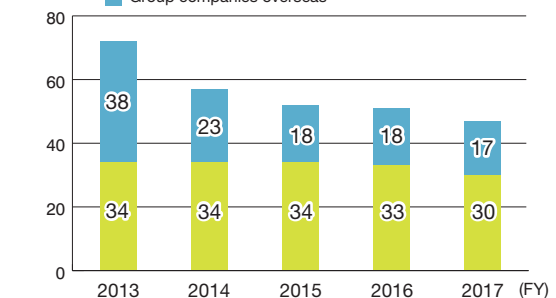
Energy consumption

- Furukawa Electric & Group companies in Japan
- Group companies overseas



Total amount of waste matter generated

- Furukawa Electric & Group companies in Japan
- Group companies overseas



(note) Valuable resources are included in total waste generated for Japan only.